

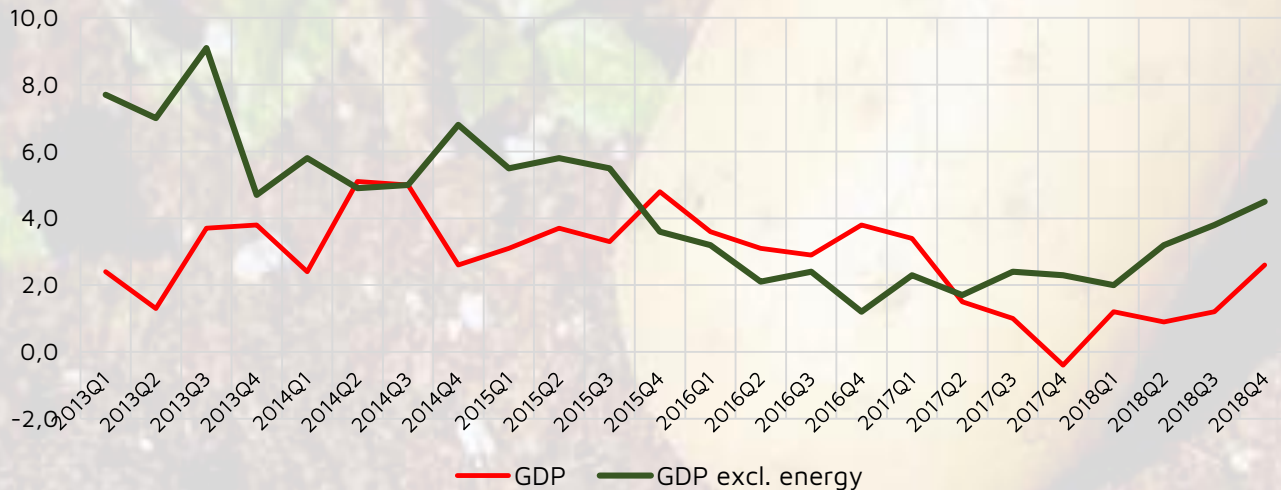
Market developments in Fruit and Vegetables Algeria

*Presentation by
MEYS Emerging Markets Research*

- **Political structure:** Republic
- **Capital:** Algiers (2.6 million people*)
- **Population:** 42.2 million people (2018)
- **Gross Domestic Product (GDP):** US\$ 170 billion (2018)
- With a share of 21% in GDP the **energy sector** dominates the Algerian economy
- **GDP per capita:** US\$ 4 100 (2018)
- **Average annual economic growth rate 2013 – 2018:** 2.8%

Note: (*) urban agglomeration
Source: UN, ONS

Economic growth rate Algeria (GDP, %)



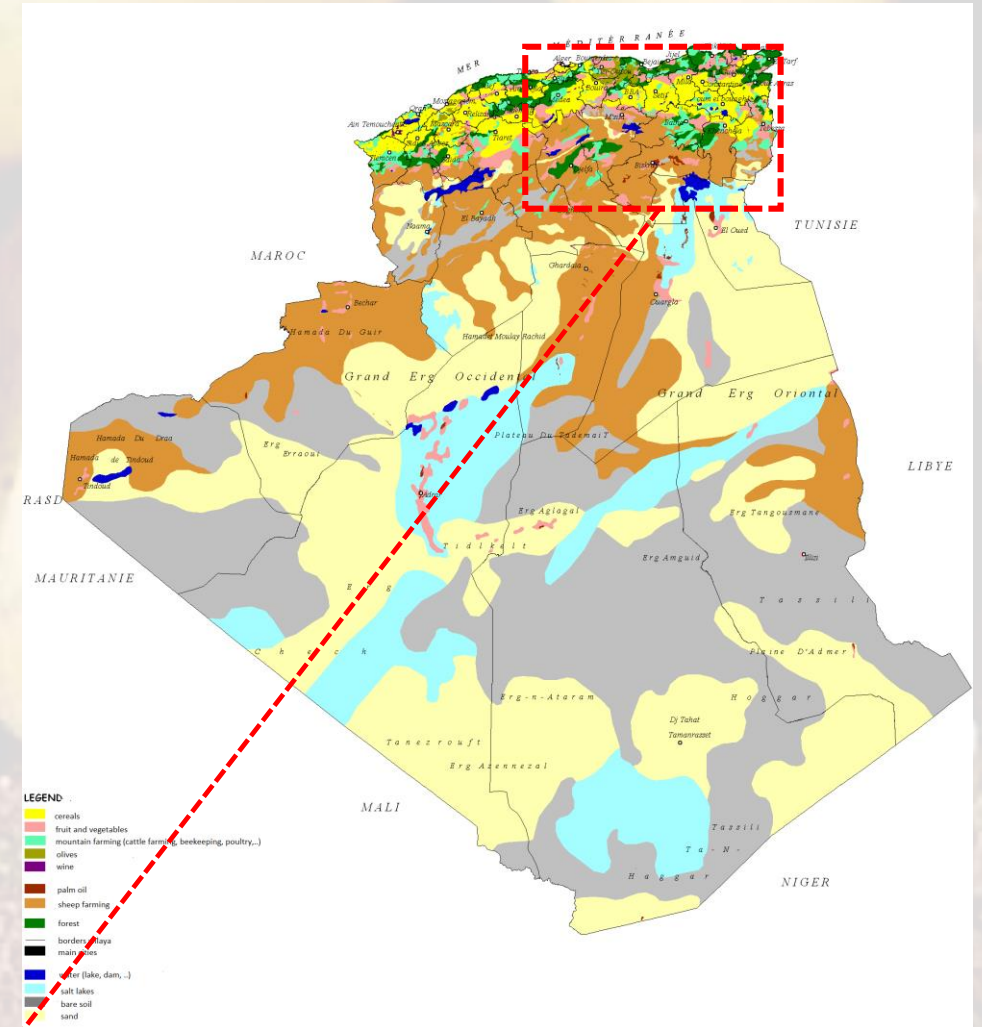
Source: ONS



Profile agricultural sector in Algeria

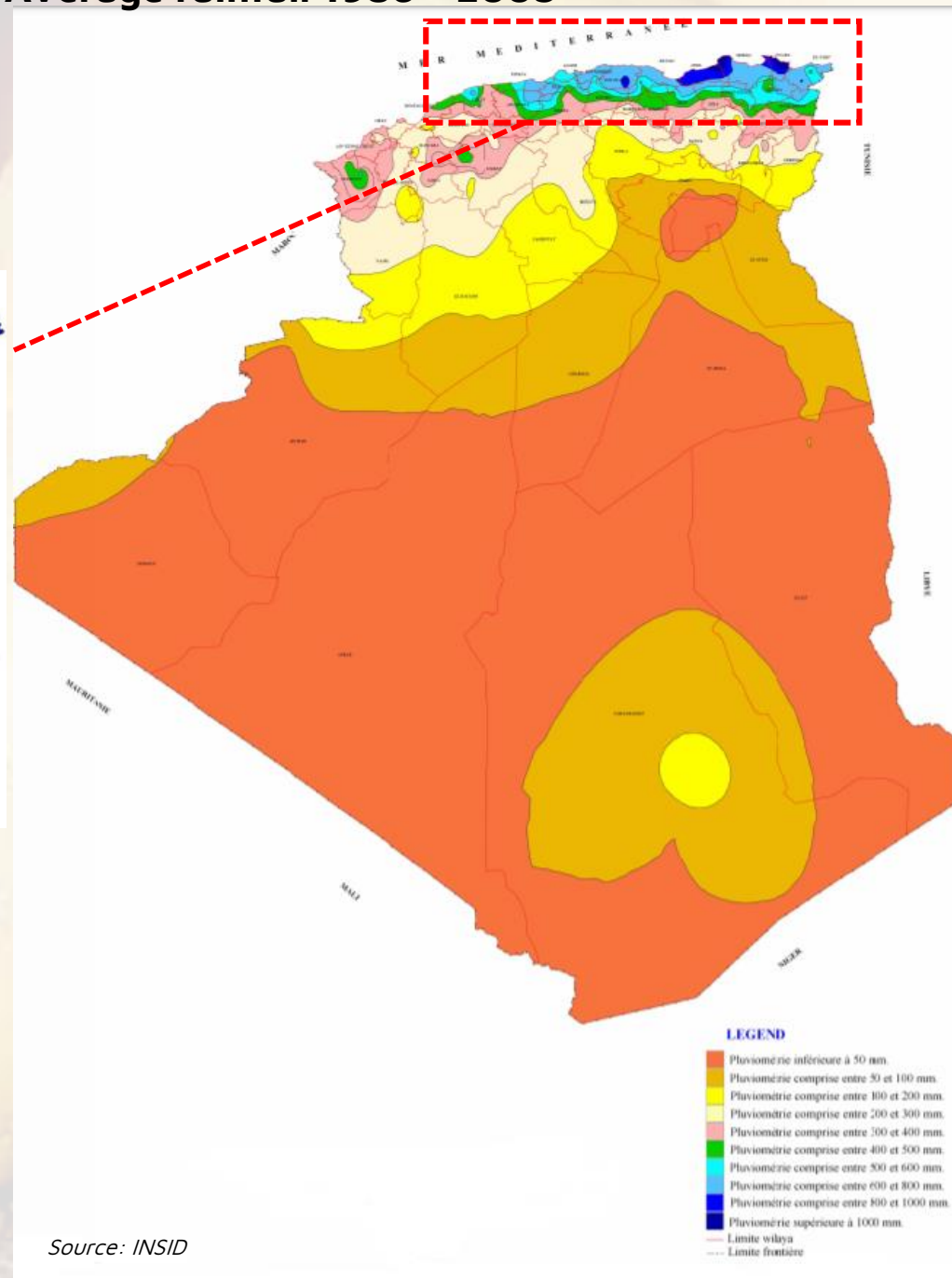
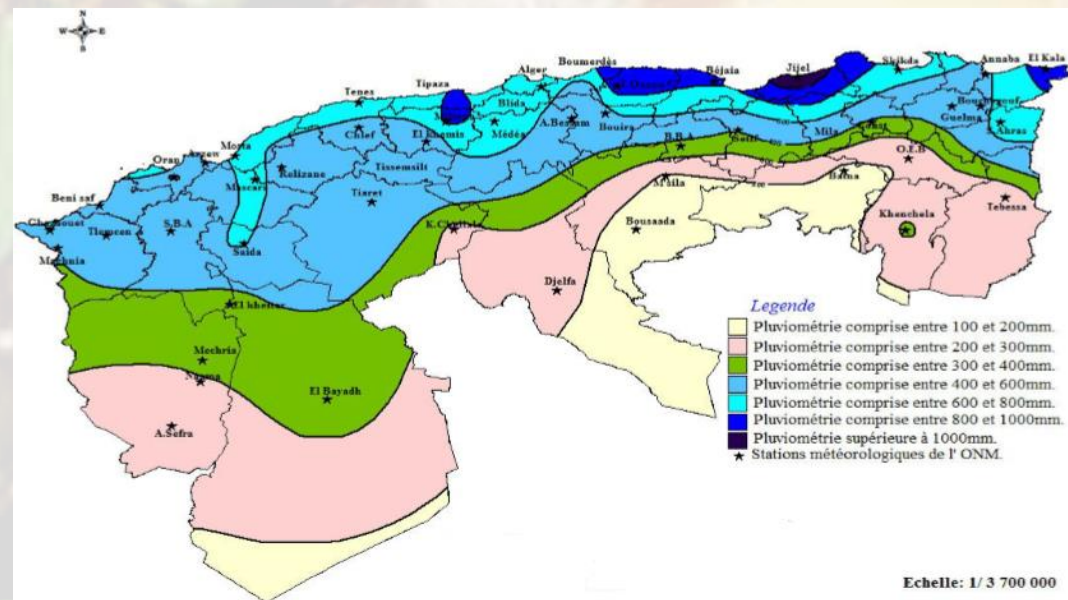
- Contribution to GDP (2018): 12% (2 500 billion dinars ~US\$ 21 billion)
- Providing 9% of total (formal) employment in Algeria
- Total cultivated area in Algeria is around 8.4 million ha.
- 1.3 million ha. is water irrigated
- Main agricultural products:
 - Cereals
 - Potatoes
 - Olives
 - Dates
 - Onions
 - Garlic
 - Tomatoes
- Average size farm plot 8.3 ha.
- Approximately one million farm households, *of which*:
 - 70% < 10 ha.
 - 23% 10 ha. < 50 ha.
 - 2% > 50 ha.
- Majority (57%) of farm households are active in cereal production
- Main areas (wilyas) for agricultural production in Algeria are Djelfa, Tébessa, Oum-El-Bouaghi, Batna, Msila

Soil map Algeria (80% desert)



Average rainfall 1986 - 2005

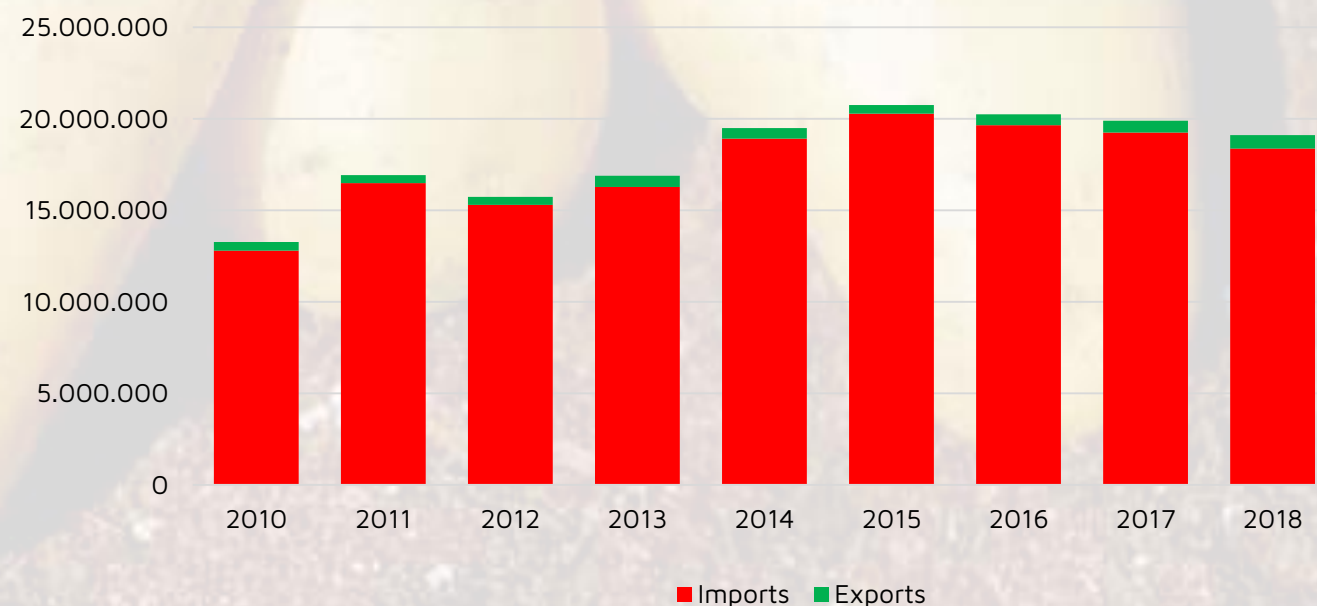
Rainfall agricultural campaign 2012/2013



Most rainfall in Algeria is along the Northeastern coastline of the Mediterranean

- Total foreign trade in agricultural products since 2015 is declining due to lower imports
- Volume of imports of agricultural products is 25x higher than exports
- In 2018 Algeria imported 18.4 million tons and exported 739,000 tons
- Total export value of agricultural products in 2018 was around US\$ 345 million; total import value was around US\$ 8.4 billion
- Main agricultural **exports**:
 - Sugar
 - Dates
- Main export markets are (2018):
 - Tunisia: 12%
 - Jordan: 10%
 - Mauritania: 10%
 - France: 9%
- Main agricultural **imports**:
 - Milk and milk products
 - Cereals
 - Sugar
 - Natural fats and oils of animals and vegetables
 - Animal feed
- Main import markets are (2018):
 - Argentina: 21%
 - France: 20%
 - Brazil: 12%

Foreign trade Algeria agricultural products (tons)



Agro-food industry Algeria

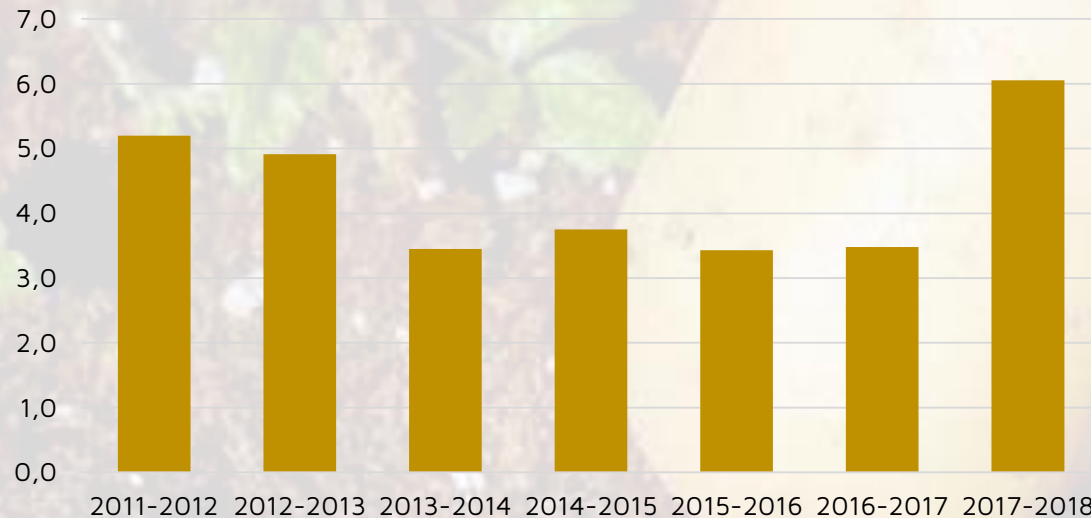
- Contribution to GDP (2018): 2.2% (438 billion dinars ~ US\$ 3.7 billion)
- 23,000 companies active in the agro-food industry including 300 state enterprises
- 1.6 million people working in the agro-food industry in Algeria (23% of the active working population)
- Second largest industry after the energy sector providing 40% of the total turnover of the non-hydrocarbon industry
- 10% of Algeria's annual food production is processed by domestic industry
- 40% of annual household consumption is spent on food (processed, fresh) and drinks, of which:
 - 24% on fruit and vegetables
 - 18% on cereals
 - 13% on meat
 - 8% on milk and milk products
- Annual household spending on food and drinks is approximately US\$ 16 billion



Market of cereals in Algeria

- Around 40% of total cultivated area is used for the production of cereals
- Since 2013 national production of cereals is around 3.5 million tons per year
- Due to good weather conditions cereal production increased sharply during the campaign of 2017-2018
- Main areas of cereal production in the North West of Algeria (Médéa, Tiaret, Sidi-Bel-Abbès)
- Exports of cereals is almost zero since 2011
- Imports of cereals are relatively high; on average between 12 – 14 million tons per year since 2014

Cereal production Algeria (million tons)



Source: Ministry of Agriculture

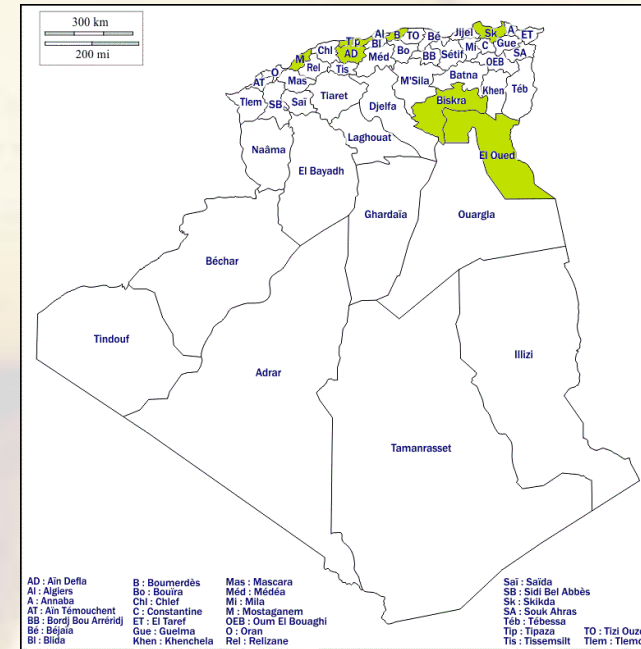
Foreign trade Algeria of cereals (tons)



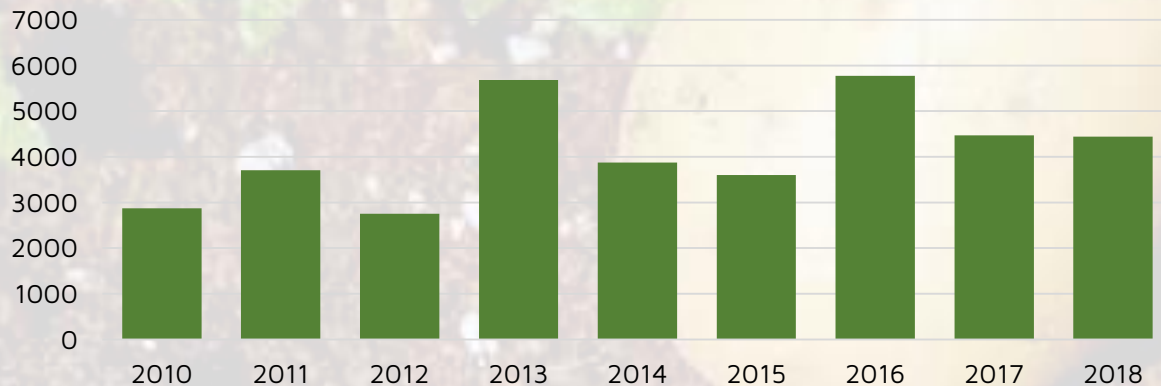
Source: ONFAA

Market developments Vegetables

- Total annual production of vegetables in 2018 is around 13.6 million tons (in 2017 13 million tons)
- Cultivated area for vegetable production approximately 470,000 ha.
- Largest production volumes in potatoes, onions, tomatoes
- Main areas (wilayas) of vegetable production in Algeria are (2017):
 - El Oued: 1.6 million tons
 - Ain Defla: 1.5 million tons
 - Mostaganem: 910,000 tons
 - Biskra: 850,000 tons
 - Skikda: 550,000 tons
 - Boumerdes: 490,000 tons
 - Tipaza: 440,000 tons
- Algerian exports of vegetables is limited; around 4 000 tons annually
- Imports of vegetables is between 300,000 – 400,000 tons annually

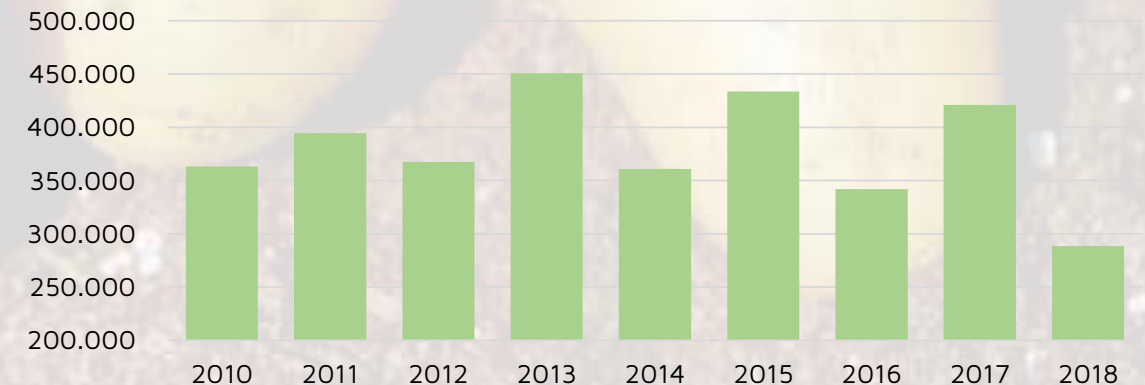


Exports of Vegetables (tons)



Source: ONFAA

Imports of Vegetables (tons)



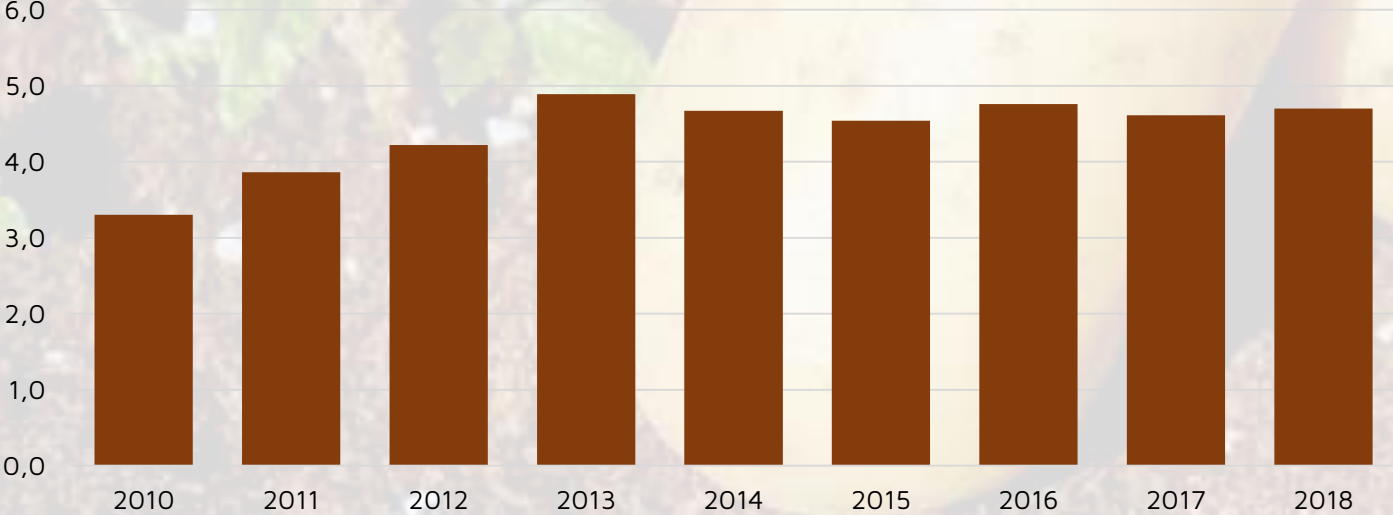
Source: ONFAA

Market of potatoes in Algeria

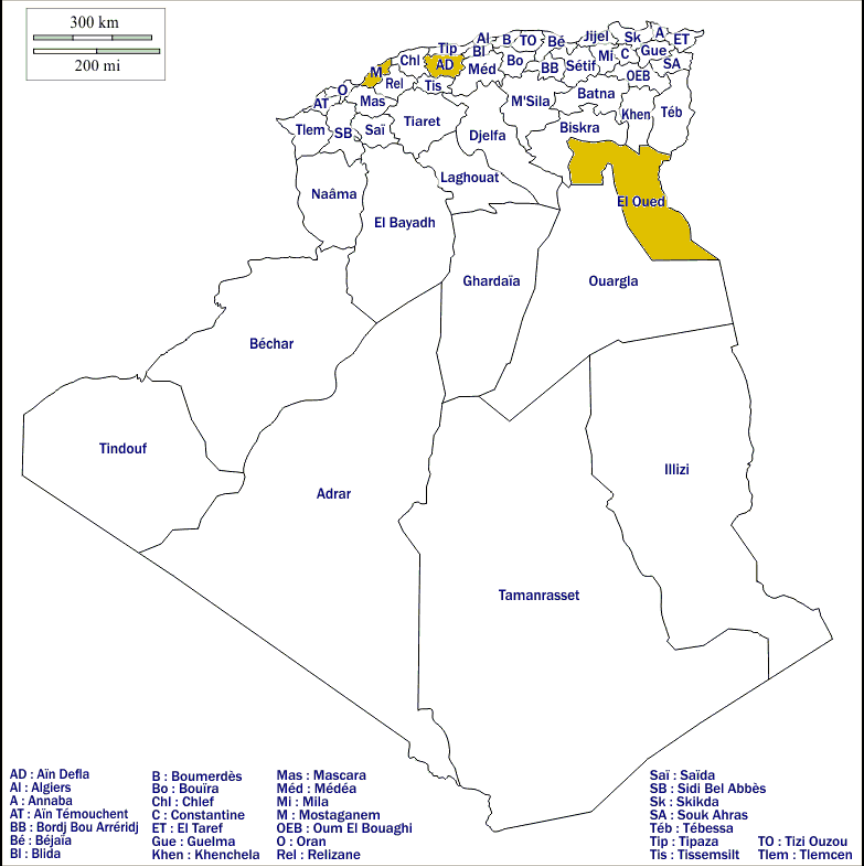


- Cultivated area of potatoes is approximately 160,000 ha.
- In 2017 annual production of potatoes was 4.6 million tons, of which:
 - Primeur potatoes: 107,000 tons
 - Main season potatoes: 2.6 million tons
 - Late season potatoes: 1.9 million tons
- With an seasonal production of 1.5 million tons of potatoes on 40,000 ha. the area (wilaya) of El Oued is the main production area of potatoes in Algeria, followed by Ain-Defla (688,000 tons) and Mostaganem (525,000 tons)
- Exports of potatoes is less than 1 000 tons per year

Production potatoes Algeria (million tons)



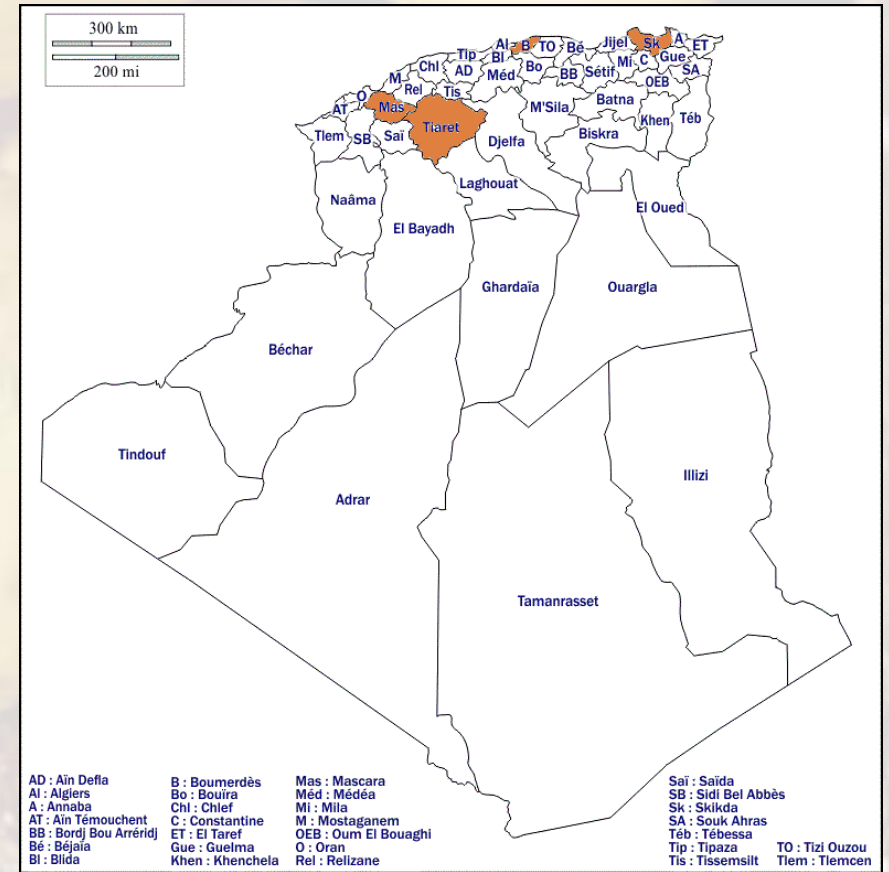
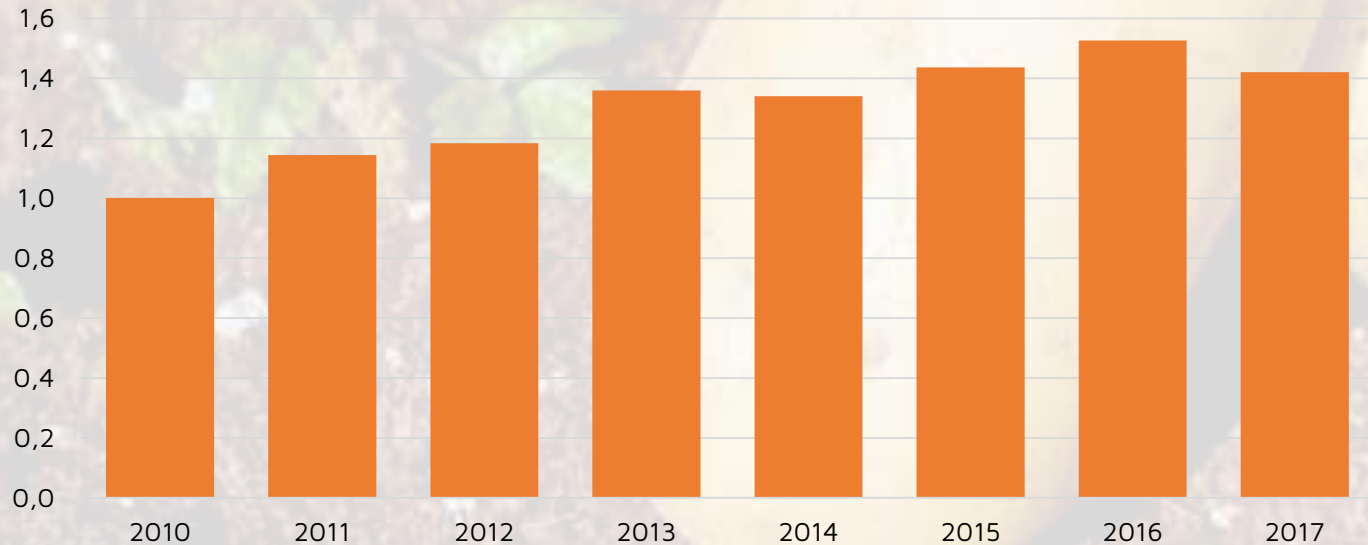
Source: FAO, Ministry of Agriculture



Market of onions in Algeria

- Annual production of onions in Algeria around 1.4 million tons
- Main areas (wilayas) of onion production are (2017):
 - Mascara: 210,000 tons
 - Tiaret: 206,000 tons
 - Bourmerdes
 - Skikda: 112,000 tons
- Less than 3,000 tons of onions are exported annually

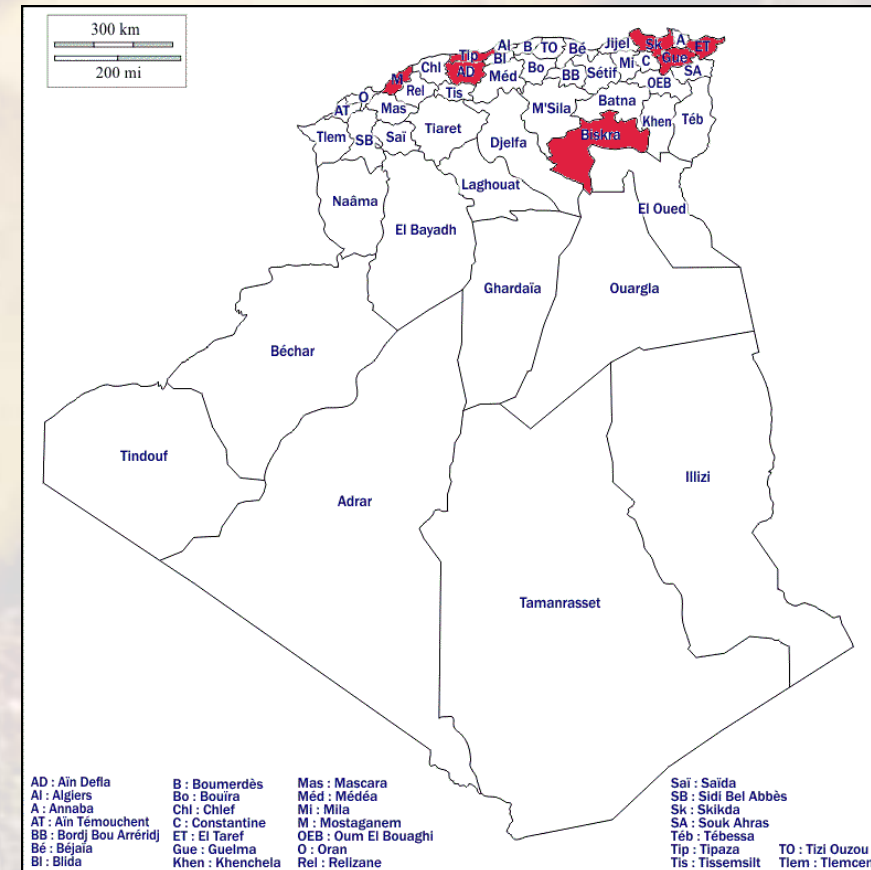
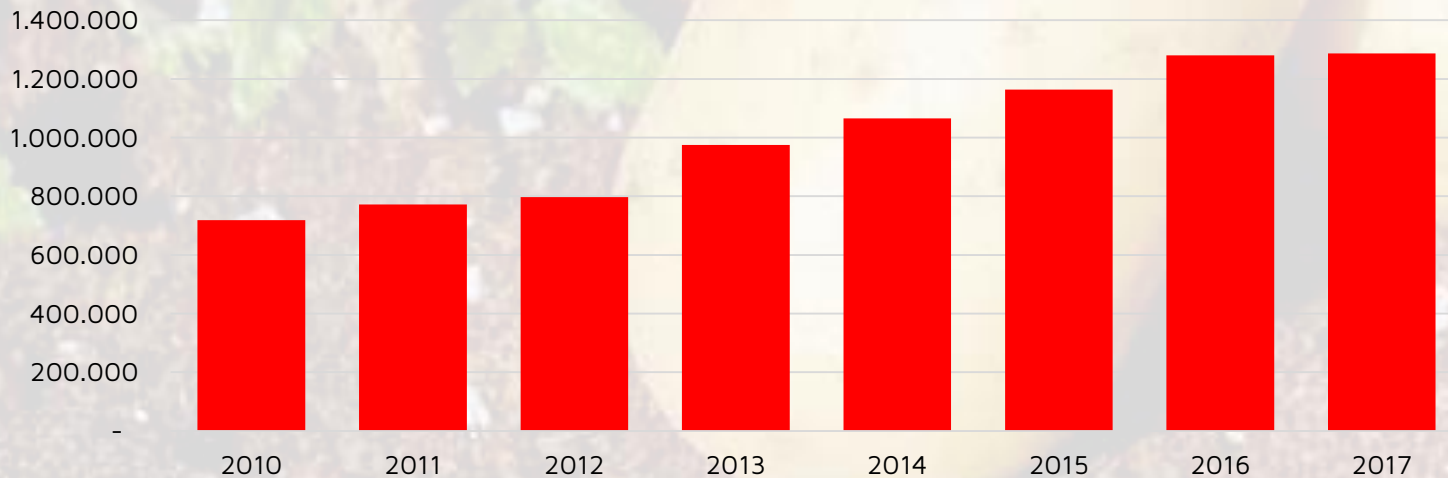
Production onions Algeria (million tons)



Market of tomatoes in Algeria

- Total cultivated area of tomatoes 23,000 ha.
- During agricultural campaign 2017-2018 national production of tomatoes is as follows:
 - 1.37 million tons for household consumption
 - 1.54 million tons for industrial processing
- The main areas (wilayas) for tomato production in Algeria are:
 - Household consumption: Biskra (233,000 tons), Mostaganem (133,000 tons), Tipaza (104,000 tons), and Aïn-Defla (73,000 tons)
 - Industrial processing: Skida (465,000 tons), Taref (350,000 tons), Guelma (206,000 tons), and Aïn-Defla (168,000 tons)

Production tomatoes Algeria* (tons)



Market developments Fruit

- Total annual fruit production in Algeria is around 6.5 million tons
- Cultivated area fruit production around 1.1 million ha., of which 262,000 ha. fruit trees

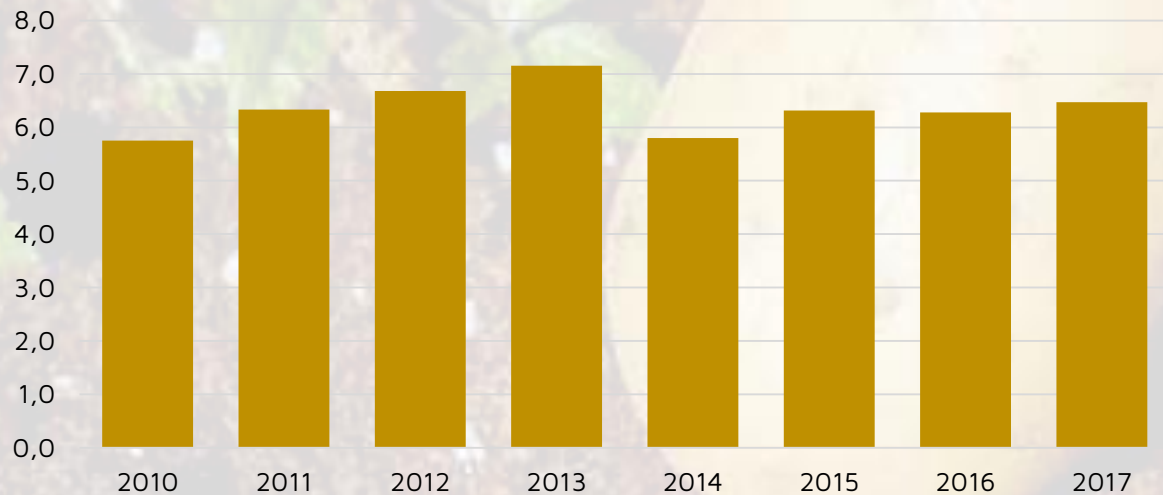
- Main volumes of fruit production are:

- Watermelons
- Dates
- Oranges
- Grapes
- Apples

Fruit tree production is around 1.7 million tons

- Export volumes of fruit is increasing, but still relatively limited to 50,000 tons in 2018 (< 1% of annual production)
- Import volumes of fruit have decreased sharply during last three years to 124,000 tons in 2018, mainly caused by large drop in import volumes of oranges and apples

Fruit production Algeria (million tons)



Source: FAO

Foreign trade Fruit (tons)

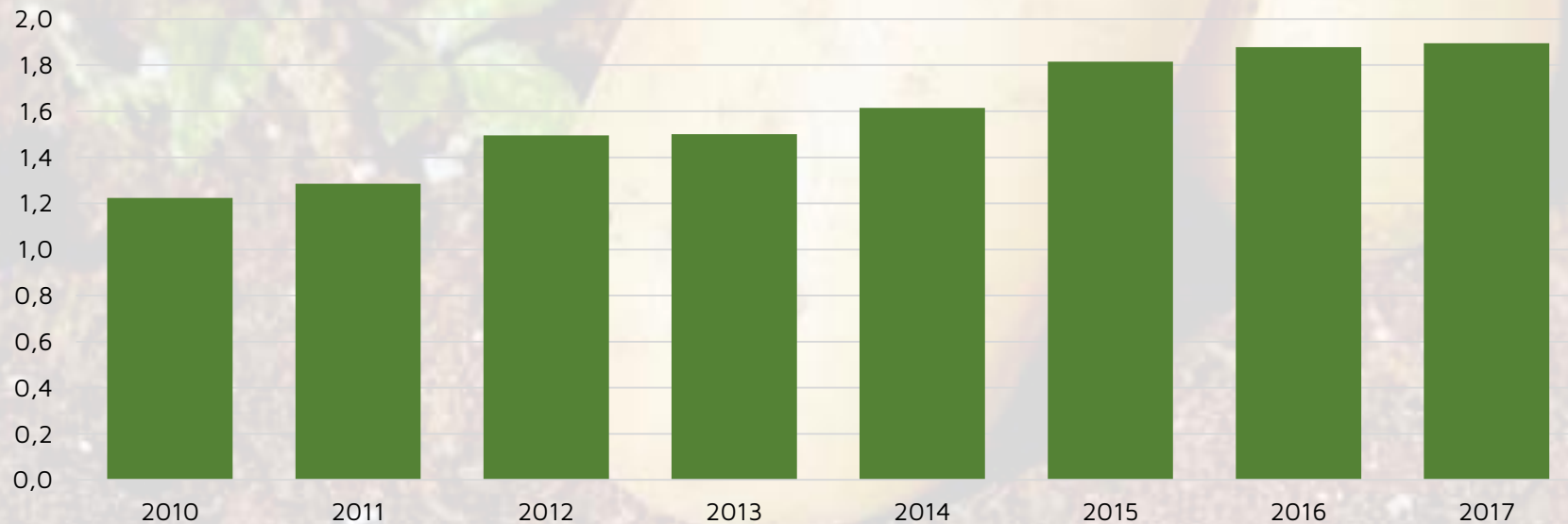


Source: ONFAA

Market of watermelons in Algeria

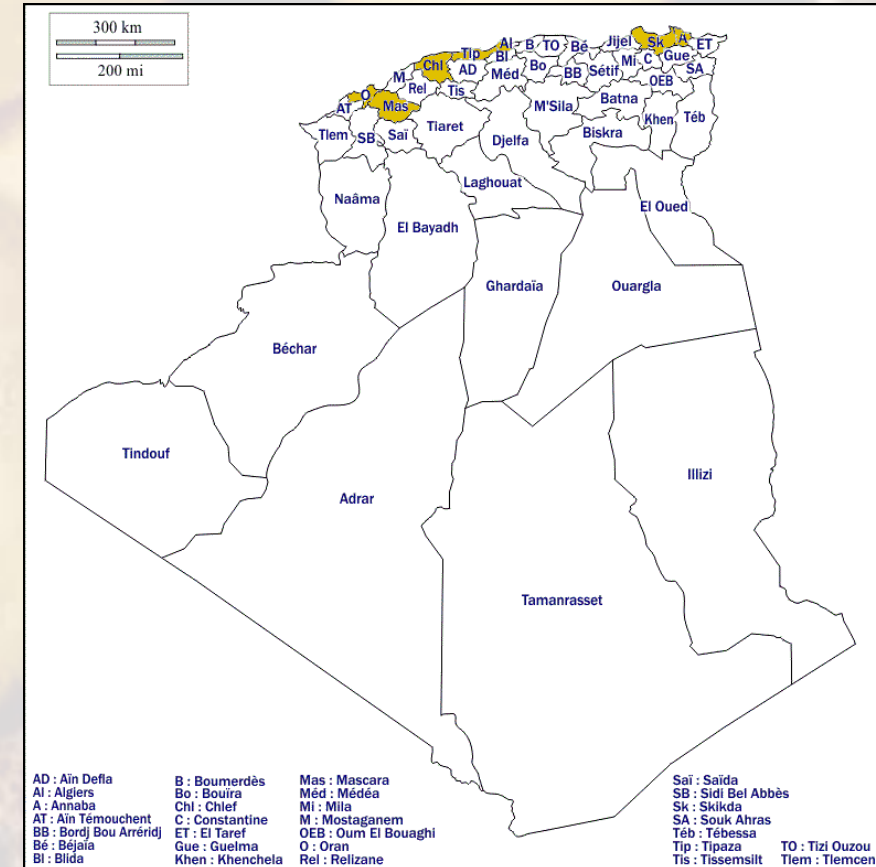
- Total cultivated area for watermelons is approximately 57,000 ha.
- Annual production of watermelons is around 1.9 million tons
- Export volumes of watermelons is very limited to around 374 tons in 2018 (279 tons in 2017)

Production watermelons Algeria (million tons)

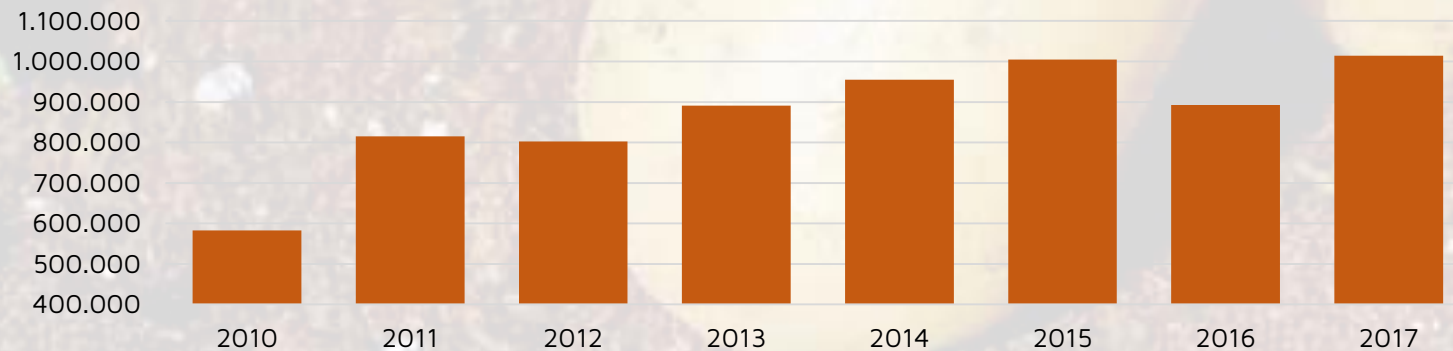


Market of oranges in Algeria

- Cultivated area is approximately 50,000 ha.
- Main areas (wilayas) for production of oranges (main citrus fruit) are:
 - Annaba
 - Skikda
 - Oran
 - Mascara
 - Mostaganem
 - Chlef
 - Blida
 - Alger
 - Tipasa
- Annual production of oranges in Algeria is around 900,000 tons
- Exports of oranges are almost non-existent



Production of oranges Algeria (tons)



Source: FAO

MEYS Emerging Markets Research

E-mail: info@meys.eu

Website: www.meys.eu